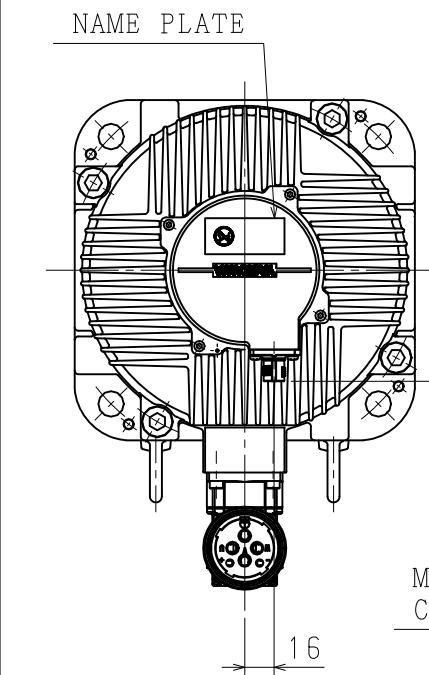
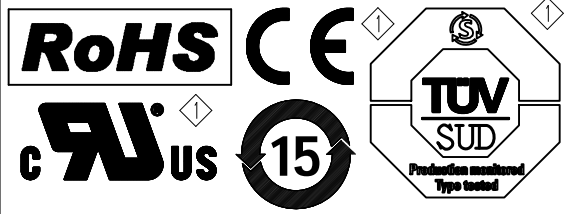


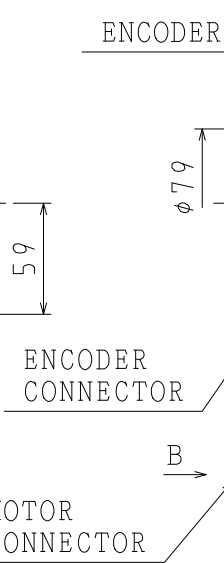
DWG. NO. 900-191-871



ENCODER TERMINAL CONNECTION

1	PG5V
2	PG0V
3	FRAME GROUND
4	-
5	-
6	DATA (+)
7	DATA (-)
8	-
CON. CASE	FRAME GROUND

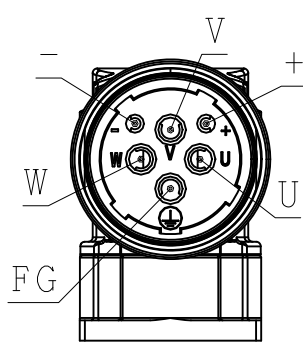
RECEPTACLE SIZE:M12
HOUSING:SACC-MSQ-M12MS-25-3, 2 SCO
MAKER:PHOENIX CONTACT



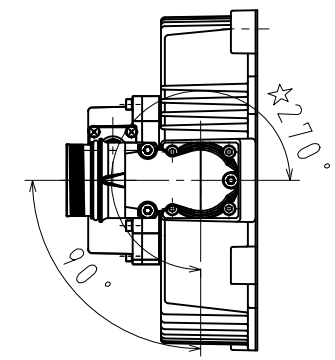
MOTOR TERMINAL CONNECTION

U	PHASE U
V	PHASE V
W	PHASE W
+	-
-	-
FG	FRAME GROUND
CON. CASE	FRAME GROUND

RECEPTACLE SIZE:M40
HOUSING:SM-5EPWN8AAD00S
MAKER:PHOENIX CONTACT



VIEW B



VIEW C

NOTES.

1. ALL DIMENSIONS ARE IN MILLIMETERS.
2. MOTOR SPECIFICATIONS :900-172-590
3. ENCODER SPECIFICATIONS:900-193-533 (24BIT INCREMENTAL)
4. VIBRATION : 15μm OR BELOW AT RATED SPEED.
5. PLUGS AND CABLE CLAMPS ARE OPTIONAL.
6. READ AND UNDERSTAND DOCUMENT PACKED WITH MOTOR (SAFETY PRECAUTIONS), AND BE CAREFUL USING MOTOR.
7. DEGREES OF PROTECTION:IP67 EXCEPT FOR SHAFT OPENING. MUST USE SPECIFIED CONNECTORS FOR MOTOR.
8. DO NOT TOUCH EACH OF CONNECTOR PINS DIRECTLY. IT CAUSE FAILURE.
9. IN CASE OF MOUNTING THIS MOTOR HORIZONTAL, TO PLACE THE CONNECTOR DOWN IS RECOMMENDABLE.
10. USE HEXAGON SOCKET HEAD CAP SCREWS FOR MOUNTING MOTOR.
11. MOTOR CONNECTOR COULD BE TURNED IN THE RANGE OF ☆ WITHIN 10 TIMES.

TYPE	RATED OUTPUT kW	RATED TORQUE N·m	TIME RATING	RATED SPEED min ⁻¹	VOLTAGE V _{rms}	RATED CURRENT A _{rms}	THERMAL CLASS	WEIGHT kg	ALLOWABLE RADIAL LOAD F _r N	ALLOWABLE THRUST LOAD F _s N
SGM7G-75DFF6F	7.5	48	CONT.	1500	400 (3PHASE)	25.7	F	30.0	1764 (AT SHAFT END)	588

YASKAWA

DRWN.	K. KUROGOME
CHKD.	T. HIROSE
APRV.	K. KAOKI

TITLE AC SERVOMOTOR Σ-7 SERIES
SGM7G MODEL 7.5kW

DRWN. DATE	Dec. 07' 16	REV.	1
DWG. NO.	900-191-871		

SIZE A3